

HOW TO APPLY FOR NCCU UNIVERSITY SCHOLARSHIPS


Application Cycle: OCT 1 - FEB 28



***Must be an Admitted or Enrolled Student of North Carolina Central University**

Students MUST submit a general application to apply for NCCU University Scholarships

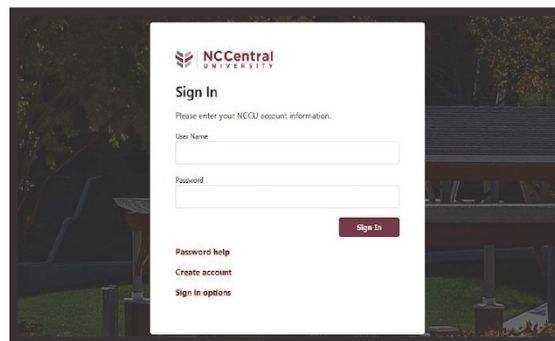
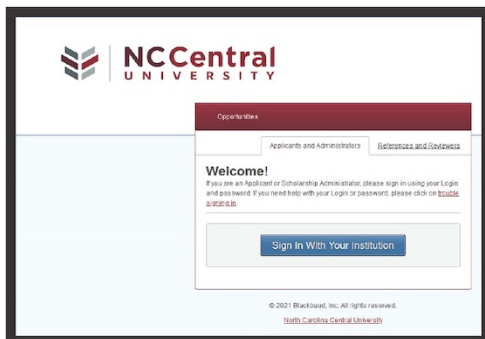
Step 1: When you visit nccu.edu/scholarships, select "Sign In."



Sign In



Step 2: Sign In with NCCU Credentials: (i.e. Eagle@eagles.nccu.edu and password). New students must setup a MyEOL account. To create your account, visit: <https://webapps.nccu.edu/departments/its/accounts/>



Step 3: Complete the General Application and submit. You will automatically be considered for eligible scholarships (you do not need to select any scholarships).

General Application Questions

* Citizenship
☐ US Citizen
☐ Eligible Non-citizen
☐ Non-citizen

* Did you graduate from one of the following high schools?

* High School Name: If not in the list above, please type your full high school name.

High School GPA

Please enter a number. You can use a decimal, but exclude any other symbols. (If currently enrolled at NCCU, High School GPA is not needed)

* Are you a first generation college student?
☐ Yes
☐ No

Are you a member of Omega Psi Phi?

Time Line

May 1st – Scholarships Recipients Notified

June 1st – Scholarship Recipients Acceptance and Thank You Letter Deadline

For questions or assistance, contact Scholarships and Student Aid at (919)-530-6180.

Step 4: After the application is submitted, the student should receive an email confirmation.